

~~Sarah~~ Sarah

"SARAH, BLUE MERLE TRI PARTI"

embark

20-103 F VL




Ee KyKy atat

DNA Test Report

Test Date: August 2nd, 2020

embk.me/20103f

BREED MIX

-  Poodle (Small) : 79.2%
-  Poodle (Standard) : 15.6%
-  Soft Coated Wheaten Terrier : 5.2%

GENETIC STATS


Predicted adult weight: **21 lbs**
 Genetic age: **9 human years**
 Based on the date of birth you provided

TEST DETAILS

Kit number: EM-19772032
 Swab number: 31020010204426

BREED MIX BY CHROMOSOME

Our advanced test identifies from where Sarah, Blue merle tri parti inherited every part of the chromosome pairs in her genome.



"SARAH, BLUE MERLE TRI PARTI"

20-103 F VL

embark

DNA Test Report

Test Date: August 2nd, 2020

embk.me/20103f

FAMILY TREE



PARENTS

Poodle (Small)

Poodle (Small)
mix

GRANDPARENTS

Poodle (Small)

Poodle (Small)

Poodle (Small)

Poodle
(Standard) /
Soft Coated
Wheaten Terrier
mix

GREAT GRANDPARENTS

Poodle (Small)

Poodle (Small)

Poodle (Small)

Poodle (Small)

Poodle (Small)

Poodle (Small)

Poodle
(Standard)

Soft Coated
Wheaten Terrier
mix

Our algorithms predict this is the most likely family tree to explain Sarah, Blue merle tri parti's breed mix, but this family tree may not be the only possible one.

embark

"SARAH, BLUE MERLE TRI PARTI"

20-103 F VL

embark

DNA Test Report

Test Date: August 2nd, 2020

embk.me/20103f

POODLE (SMALL)

Miniature and toy poodles are varieties of the poodle breed which originated in Germany in the 15th century. Unlike the larger standard poodle (>15 inches tall), these small poodles were not developed for hunting---except for truffles!---and were generally used as lap dogs and companions. Small poodles are frequently used to create designer dogs like Schnoodles and Maltipoos with low-shedding, hypoallergenic coats. All poodles are highly intelligent and energetic, and need daily exercise and stimulation. They are overall healthy dogs, although heritable eye disease, epilepsy and allergies are relatively common, and toy poodles also have a heightened risk of accidents/trauma due to their small size.

Alternative Names

Toy Poodle, Miniature Poodle

Fun Fact

Although Toy Poodles are the most popular dog breed in Japan, Poodles as a group are the eight most popular breed in the US, with miniature poodles being the most common variety.

RELATED BREEDS



**Poodle
(Standard)**
Sibling breed



Maltese
Cousin breed



Havanese
Cousin breed



Bichon Frise
Cousin breed

embark

"SARAH, BLUE MERLE TRI PARTI"

20-103 F VL

embark

DNA Test Report

Test Date: August 2nd, 2020

embk.me/20103f


POODLE (STANDARD)

The Standard Poodle is a popular, water-loving dog used for centuries as a bird dog and popular pet. Poodles were established in Germany by the 15th century. Oddly enough, they are the national dog breed of France, and they were the most popular breed of dog in the United States throughout the 1960s and 70s. They're still quite popular today, owing to their intelligence, trainability, and non-shedding coats. Although well-known for their fancy fur, they're one of the most intelligent breeds of dog and require a lot of exercise and stimulation.

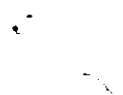
Fun Fact

From 1989 to 1991, John Suter raced a team of Poodles in the Iditarod. Although his teams placed in the back half of the pack, he managed to win \$2,000 in prize money before retiring his poodle team. The Iditarod has since changed its rules to specify that only northern dog breeds can compete.

RELATED BREEDS



Poodle (Toy)
Sibling breed



Poodle (Miniature)
Sibling breed



Maltese
Cousin breed



Havanese
Cousin breed



Bichon Frise
Cousin breed

embark

"SARAH, BLUE MERLE TRI PARTI"

20-103 F VL

embark

DNA Test Report

Test Date: August 2nd, 2020

embk.me/20103f

SOFT COATED WHEATEN TERRIER

The Soft Coated Wheaten Terrier is an energetic fellow with a coat as soft as silk. These dogs hail from Ireland, but most of their early history was not recorded. We do know they were bred as all-purpose working dogs. They are likely relatives of the Kerry Blue Terrier and the Irish Terrier. Wheatens weren't recognized as a breed by the Irish Kennel Club until 1937. These dogs can do well in a variety of environments, so long as they get their daily exercise in. Unlike most terriers, they are a rather quiet breed. Their coat is unbelievably soft, but it requires a a decent amount of maintenance. Wheatens get along with other animals and love being around people.

Fun Fact

Terriers grew to prominence in Ireland because the English forbade them from owning hounds.

RELATED BREEDS



Kerry Blue Terrier
Sibling breed



Wire Fox Terrier
Cousin breed

embark

"SARAH, BLUE MERLE TRI PARTI"

20-103 F VL

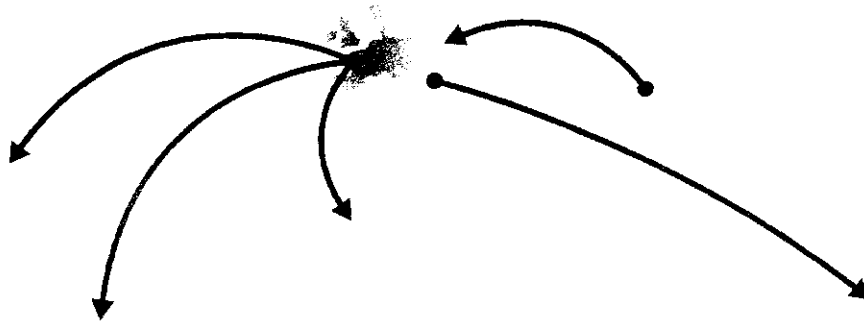
embark

DNA Test Report

Test Date: August 2nd, 2020

embk.me/20103f

MATERNAL LINE



Through Sarah, Blue merle tri parti's mitochondrial DNA we can trace her mother's ancestry back to where dogs and people first became friends. This map helps you visualize the routes that her ancestors took to your home. Their story is described below the map.

HAPLOGROUP: B1

B1 is the second most common maternal lineage in breeds of European or American origin. It is the female line of the majority of Golden Retrievers, Basset Hounds, and Shih Tzus, and about half of Beagles, Pekingese and Toy Poodles. This lineage is also somewhat common among village dogs that carry distinct ancestry from these breeds. We know this is a result of B1 dogs being common amongst the European dogs that their conquering owners brought around the world, because nowhere on earth is it a very common lineage in village dogs. It even enables us to trace the path of (human) colonization: Because most Bichons are B1 and Bichons are popular in Spanish culture, B1 is now fairly common among village dogs in Latin America.

HAPLOTYPE: B84

Part of the large B1 haplogroup, this haplotype occurs most frequently in Golden Retrievers, Beagles, and Staffordshire Terriers.

"SARAH, BLUE MERLE TRI PARTI"

20-103 F VL

embark

DNA Test Report

Test Date: August 2nd, 2020

embk.me/20103f

TRAITS: COAT COLOR

| TRAIT | RESULT |
|-------|--------|
|-------|--------|

E Locus (MC1R)

The E Locus determines if and where a dog can produce dark (black or brown) hair. Dogs with two copies of the recessive **e** allele do not produce dark hairs at all, and will be "red" over their entire body. The shade of red, which can range from a deep copper to yellow/gold to cream, is dependent on other genetic factors including the Intensity (I) Locus, which has yet to be genetically mapped. In addition to determining if a dog can develop dark hairs at all, the E Locus can give a dog a black "mask" or "widow's peak," unless the dog has overriding coat color genetic factors. Dogs with one or two copies of the **Em** allele usually have a melanistic mask (dark facial hair as commonly seen in the German Shepherd and Pug). Dogs with no copies of **Em** but one or two copies of the **Eg** allele usually have a melanistic "widow's peak" (dark forehead hair as commonly seen in the Afghan Hound and Borzoi, where it is called either "grizzle" or "domino").

No dark mask or grizzle (Ee)

K Locus (CBD103)

The K Locus **K^B** allele "overrides" the A Locus, meaning that it prevents the A Locus genotype from affecting coat color. For this reason, the **K^B** allele is referred to as the "dominant black" allele. As a result, dogs with at least one **K^B** allele will usually have solid black or brown coats (or red/cream coats if they are **ee** at the E Locus) regardless of their genotype at the A Locus, although several other genes could impact the dog's coat and cause other patterns, such as white spotting. Dogs with the **k^Yk^Y** genotype will show a coat color pattern based on the genotype they have at the A Locus. Dogs who test as **K^Bk^Y** may be brindle rather than black or brown.

More likely to have a patterned haircoat (k^Yk^Y)

A Locus (ASIP)

The A Locus controls switching between black and red pigment in hair cells, but it will only be expressed in dogs that are not **ee** at the E Locus and are **k^Yk^Y** at the K Locus. Sable (also called "Fawn") dogs have a mostly or entirely red coat with some interspersed black hairs. Agouti (also called "Wolf Sable") dogs have red hairs with black tips, mostly on their head and back. Black and tan dogs are mostly black or brown with lighter patches on their cheeks, eyebrows, chest, and legs. Recessive black dogs have solid-colored black or brown coats.

Black/Brown and tan coat color pattern (a^ta^t)

"SARAH, BLUE MERLE TRI PARTI"

20-103 F VL

embark

DNA Test Report

Test Date: August 2nd, 2020

embk.me/20103f

TRAITS: COAT COLOR (CONTINUED)

TRAIT

RESULT

D Locus (MLPH)

Dogs with two copies of the **d** allele will have all black pigment lightened ("diluted") to gray, or brown pigment lightened to lighter brown in their hair, skin, and sometimes eyes. There are many breed-specific names for these dilute colors, such as "blue", "charcoal", "fawn", "silver", and "Isabella". Note that dilute dogs have a higher incidence of Color Dilution Alopecia, especially in certain breeds. Dogs with one copy of the **d** allele will not be dilute, but can pass the **d** allele on to their puppies.

Dark areas of hair and skin are not lightened (DD)

B Locus (TYRP1)

Dogs with two copies of the **b** allele produce brown pigment instead of black in both their hair and skin. Dogs with one copy of the **b** allele will produce black pigment, but can pass the **b** allele on to their puppies. E Locus **ee** dogs that carry two **b** alleles will have red or cream coats, but have brown noses, eye rims, and footpads (sometimes referred to as "Dudley Nose" in Labrador Retrievers). "Liver" or "chocolate" is the preferred color term for brown in most breeds; in the Doberman Pinscher it is referred to as "red".

Black or gray hair and skin (Bb)

Saddle Tan (RALY)

The "Saddle Tan" pattern causes the black hairs to recede into a "saddle" shape on the back, leaving a tan face, legs, and belly, as a dog ages. The Saddle Tan pattern is characteristic of breeds like the Corgi, Beagle, and German Shepherd. Dogs that have the **II** genotype at this locus are more likely to be mostly black with tan points on the eyebrows, muzzle, and legs as commonly seen in the Doberman Pinscher and the Rottweiler. This gene modifies the A Locus **a^t** allele, so dogs that do not express **a^t** are not influenced by this gene.

Not saddle tan patterned (II)

"SARAH, BLUE MERLE TRI PARTI"

20-103 F VL

embark

DNA Test Report

Test Date: August 2nd, 2020

embk.me/20103f

TRAITS: COAT COLOR (CONTINUED)

TRAIT

M Locus (PMEL)

Merle coat patterning is common to several dog breeds including the Australian Shepherd, Catahoula Leopard Dog, and Shetland Sheepdog, among many others. Merle arises from an unstable SINE insertion (which we term the **M*** allele) that disrupts activity of the pigmentary gene PMEL, leading to mottled or patchy coat color. Dogs with an **M*m** result are likely to be phenotypically merle or could be "phantom" merle, that is, they have a merle allele that does not affect coat color. Dogs with an **M*M*** result are likely to be phenotypically merle or double merle. Dogs with an **mm** result have no merle alleles and are unlikely to have a merle coat pattern.

Note that Embark does not currently distinguish between the recently described cryptic, atypical, atypical+, classic, and harlequin merle alleles. Our merle test only detects the presence, but not the length of the SINE insertion. We do not recommend making breeding decisions on this result alone. Please pursue further testing for allelic distinction prior to breeding decisions.

RESULT

One merle allele, likely to appear merle or "phantom merle" (M*m)

Note: This locus includes several alleles. At the time this dog was genotyped Embark we could not distinguish all of the possible alleles.

"SARAH, BLUE MERLE TRI PARTI"

20-103 F VL

embark

DNA Test Report

Test Date: August 2nd, 2020

embk.me/20103f

TRAITS: OTHER COAT TRAITS

TRAIT

RESULT

Furnishings (RSP02) LINKAGE

Dogs with one or two copies of the **F** allele have "furnishings": the mustache, beard, and eyebrows characteristic of breeds like the Schnauzer, Scottish Terrier, and Wire Haired Dachshund. A dog with two **I** alleles will not have furnishings, which is sometimes called an "improper coat" in breeds where furnishings are part of the breed standard. The mutation is a genetic insertion which we measure indirectly using a linkage test highly correlated with the insertion.

Likely furnished
(mustache, beard,
and/or eyebrows) (FF)

Coat Length (FGF5)

The FGF5 gene is known to affect hair length in many different species, including cats, dogs, mice, and humans. In dogs, the **T** allele confers a long, silky haircoat as observed in the Yorkshire Terrier and the Long Haired Whippet. The ancestral **G** allele causes a shorter coat as seen in the Boxer or the American Staffordshire Terrier. In certain breeds (such as Corgi), the long haircoat is described as "fluff."

Likely long coat (TT)

Shedding (MC5R)

Dogs with at least one copy of the ancestral **C** allele, like many Labradors and German Shepherd Dogs, are heavy or seasonal shedders, while those with two copies of the **T** allele, including many Boxers, Shih Tzus and Chihuahuas, tend to be lighter shedders. Dogs with furnished/wire-haired coats caused by RSP02 (the furnishings gene) tend to be low shedders regardless of their genotype at this gene.

Likely light shedding
(TT)

Coat Texture (KRT71)

Dogs with a long coat and at least one copy of the **T** allele have a wavy or curly coat characteristic of Poodles and Bichon Frises. Dogs with two copies of the ancestral **C** allele are likely to have a straight coat, but there are other factors that can cause a curly coat, for example if they at least one **F** allele for the Furnishings (RSP02) gene then they are likely to have a curly coat. Dogs with short coats may carry one or two copies of the **T** allele but still have straight coats.

Likely curly coat (TT)

"SARAH, BLUE MERLE TRI PARTI"

20-103 F VL

embark

DNA Test Report

Test Date: August 2nd, 2020

embk.me/20103f

TRAITS: OTHER COAT TRAITS (CONTINUED)

TRAIT

RESULT

Hairlessness (FOXI3) LINKAGE

A duplication in the FOXI3 gene causes hairlessness over most of the body as well as changes in tooth shape and number. This mutation occurs in Peruvian Inca Orchid, Xoloitzcuintli (Mexican Hairless), and Chinese Crested (other hairless breeds have different mutations). Dogs with the **NDup** genotype are likely to be hairless while dogs with the **NN** genotype are likely to have a normal coat. The **DupDup** genotype has never been observed, suggesting that dogs with that genotype cannot survive to birth. Please note that this is a linkage test, so it may not be as predictive as direct tests of the mutation in some lines.

Very unlikely to be hairless (NN)

Hairlessness (SGK3)

Hairlessness in the American Hairless Terrier arises from a mutation in the SGK3 gene. Dogs with the **ND** genotype are likely to be hairless while dogs with the **NN** genotype are likely to have a normal coat.

Very unlikely to be hairless (NN)

Oculocutaneous Albinism Type 2 (SLC45A2) LINKAGE

Dogs with two copies **DD** of this deletion in the SLC45A2 gene have oculocutaneous albinism type 2 (OCA2), also known as Doberman Z Factor Albinism, a recessive condition characterized by severely reduced or absent pigment in the eyes, skin, and hair. Affected dogs sometimes suffer from vision problems due to lack of eye pigment (which helps direct and absorb ambient light) and are prone to sunburn. Dogs with a single copy of the deletion **ND** will not be affected but can pass the mutation on to their offspring. This particular mutation can be traced back to a single white Doberman Pinscher born in 1976, and it has only been observed in dogs descended from this individual. Please note that this is a linkage test, so it may not be as predictive as direct tests of the mutation in some lines.

Likely not albino (NN)

"SARAH, BLUE MERLE TRI PARTI"

20-103 F VL

embark

DNA Test Report

Test Date: August 2nd, 2020

embk.me/20103f

TRAITS: OTHER BODY FEATURES

| TRAIT | RESULT |
|---|---|
| Muzzle Length (BMP3) Dogs in medium-length muzzle (mesocephalic) breeds like Staffordshire Terriers and Labradors, and long muzzle (dolichocephalic) breeds like Whippet and Collie have one, or more commonly two, copies of the ancestral C allele. Dogs in many short-length muzzle (brachycephalic) breeds such as the English Bulldog, Pug, and Pekingese have two copies of the derived A allele. At least five different genes affect muzzle length in dogs, with BMP3 being the only one with a known causal mutation. For example, the skull shape of some breeds, including the dolichocephalic Scottish Terrier or the brachycephalic Japanese Chin, appear to be caused by other genes. Thus, dogs may have short or long muzzles due to other genetic factors that are not yet known to science. | Likely medium or long muzzle (AC) |
| Tail Length (T) Whereas most dogs have two C alleles and a long tail, dogs with one G allele are likely to have a bobtail, which is an unusually short or absent tail. This mutation causes natural bobtail in many breeds including the Pembroke Welsh Corgi, the Australian Shepherd, and the Brittany Spaniel. Dogs with GG genotypes have not been observed, suggesting that dogs with the GG genotype do not survive to birth. Please note that this mutation does not explain every natural bobtail! While certain lineages of Boston Terrier, English Bulldog, Rottweiler, Miniature Schnauzer, Cavalier King Charles Spaniel, and Parson Russell Terrier, and Dobermans are born with a natural bobtail, these breeds do not have this mutation. This suggests that other unknown genetic mutations can also lead to a natural bobtail. | Likely normal-length tail (CC) |
| Hind Dewclaws (LMBR1) Common in certain breeds such as the Saint Bernard, hind dewclaws are extra, nonfunctional digits located midway between a dog's paw and hock. Dogs with at least one copy of the T allele have about a 50% chance of having hind dewclaws. Note that other (currently unknown to science) mutations can also cause hind dewclaws, so some TT or TC dogs will have hind dewclaws. | Unlikely to have hind dew claws (CC) |

"SARAH, BLUE MERLE TRI PARTI"

20-103 F VL

embark

DNA Test Report

Test Date: August 2nd, 2020

embk.me/20103f

TRAITS: OTHER BODY FEATURES (CONTINUED)

TRAIT

RESULT

Blue Eye Color (ALX4) LINKAGE

Embark researchers discovered this large duplication associated with blue eyes in Arctic breeds like Siberian Husky as well as tri-colored (non-merle) Australian Shepherds. Dogs with at least one copy of the duplication (**Dup**) are more likely to have at least one blue eye. Some dogs with the duplication may have only one blue eye (complete heterochromia) or may not have blue eyes at all; nevertheless, they can still pass the duplication and the trait to their offspring. **NN** dogs do not carry this duplication, but may have blue eyes due to other factors, such as merle. Please note that this is a linkage test, so it may not be as predictive as direct tests of the mutation in some lines.

Less likely to have blue eyes (NN)

Back Muscling & Bulk, Large Breed (ACSL4)

The **T** allele is associated with heavy muscling along the back and trunk in characteristically "bulky" large-breed dogs including the Saint Bernard, Bernese Mountain Dog, Greater Swiss Mountain Dog, and Rottweiler. The "bulky" **T** allele is absent from leaner shaped large breed dogs like the Great Dane, Irish Wolfhound, and Scottish Deerhound, which are fixed for the ancestral **C** allele. Note that this mutation does not seem to affect muscling in small or even mid-sized dog breeds with notable back muscling, including the American Staffordshire Terrier, Boston Terrier, and the English Bulldog.

Likely normal muscling (CC)

"SARAH, BLUE MERLE TRI PARTI"

20-103 F VL

embark

DNA Test Report

Test Date: August 2nd, 2020

embk.me/20103f

TRAITS: BODY SIZE

| TRAIT | RESULT |
|--|--------------------------|
| Body Size (IGF1) The I allele is associated with smaller body size. | Smaller (II) |
| Body Size (IGFR1) The A allele is associated with smaller body size. | Intermediate (GA) |
| Body Size (STC2) The A allele is associated with smaller body size. | Larger (TT) |
| Body Size (GHR - E191K) The A allele is associated with smaller body size. | Intermediate (GA) |
| Body Size (GHR - P177L) The T allele is associated with smaller body size. | Larger (CC) |

"SARAH, BLUE MERLE TRI PARTI"

20-103 F VL

embark

DNA Test Report

Test Date: August 2nd, 2020

embk.me/20103f

TRAITS: PERFORMANCE

TRAIT

RESULT

Altitude Adaptation (EPAS1)

This mutation causes dogs to be especially tolerant of low oxygen environments (hypoxia), such as those found at high elevations. Dogs with at least one **A** allele are less susceptible to "altitude sickness." This mutation was originally identified in breeds from high altitude areas such as the Tibetan Mastiff.

Normal altitude tolerance (GG)

Appetite (POMC) LINKAGE

This mutation in the POMC gene is found primarily in Labrador and Flat Coated Retrievers. Compared to dogs with no copies of the mutation (**NN**), dogs with one (**ND**) or two (**DD**) copies of the mutation are more likely to have high food motivation, which can cause them to eat excessively, have higher body fat percentage, and be more prone to obesity. Read more about the genetics of POMC, and learn how you can contribute to research, in our blog post (<https://embarkvet.com/resources/blog/pomc-dogs/>). We measure this result using a linkage test.

Normal food motivation (NN)

"SARAH, BLUE MERLE TRI PARTI"

20-103 F VL

embark

DNA Test Report

Test Date: August 2nd, 2020

embk.me/20103f

CLINICAL TOOLS

These clinical genetic tools can inform clinical decisions and diagnoses. These tools do not predict increased risk for disease.

Alanine Aminotransferase Activity (GPT)

✔ Sarah, Blue merle tri parti's baseline ALT level is Normal

What is Alanine Aminotransferase Activity?

Alanine aminotransferase (ALT) is a clinical tool that can be used by veterinarians to better monitor liver health. This result is not associated with liver disease. ALT is one of several values veterinarians measure on routine blood work to evaluate the liver. It is a naturally occurring enzyme located in liver cells that helps break down protein. When the liver is damaged or inflamed, ALT is released into the bloodstream.

How vets diagnose this condition

Genetic testing is the only way to provide your veterinarian with this clinical tool.

How this condition is treated

Veterinarians may recommend blood work to establish a baseline ALT value for healthy dogs with one or two copies of this variant.

"SARAH, BLUE MERLE TRI PARTI"

20-103 F VL



DNA Test Report

Test Date: August 2nd, 2020

embk.me/20103f

HEALTH REPORT

How to interpret Sarah, Blue merle tri parti's genetic health results:

If Sarah, Blue merle tri parti inherited any of the variants that we tested, they will be listed at the top of the Health Report section, along with a description of how to interpret this result. We also include all of the variants that we tested Sarah, Blue merle tri parti for that we did not detect the risk variant for.

A genetic test is not a diagnosis

This genetic test does not diagnose a disease. Please talk to your vet about your dog's genetic results, or if you think that your pet may have a health condition or disease.



Good news!

Sarah, Blue merle tri parti is not at increased risk for the genetic health conditions that Embark tests.

Breed-Relevant Genetic Conditions

10 variants not detected



Additional Genetic Conditions

183 variants not detected



"SARAH, BLUE MERLE TRI PARTI"

20-103 F VL

embark

DNA Test Report

Test Date: August 2nd, 2020

embk.me/20103f

BREED-RELEVANT CONDITIONS TESTED



Sarah, Blue merle tri parti did not have the variants that we tested for, that are relevant to her breeds:

- ✓ Von Willebrand Disease Type I (VWF)
- ✓ Congenital Macrothrombocytopenia (TUBB1 Exon 1, Cavalier King Charles Spaniel Variant)
- ✓ Progressive Retinal Atrophy, prcd (PRCD Exon 1)
- ✓ Protein Losing Nephropathy, PLN (NPHS1)
- ✓ GM2 Gangliosidosis (HEXB, Poodle Variant)
- ✓ Degenerative Myelopathy, DM (SOD1A)
- ✓ Neonatal Encephalopathy with Seizures, NEWS (ATF2)
- ✓ Paroxysmal Dyskinesia, PxD (PGIN)
- ✓ Osteochondrodysplasia, Skeletal Dwarfism (SLC13A1)
- ✓ Chondrodystrophy and Intervertebral Disc Disease, CDDY/IVDD, Type I IVDD (FGF4 retrogene - CFA12)

"SARAH, BLUE MERLE TRI PARTI"

20-103 F VL

embark

DNA Test Report

Test Date: August 2nd, 2020

embk.me/20103f

ADDITIONAL CONDITIONS TESTED



Sarah, Blue merle tri parti did not have the variants that we tested for, in the following conditions that the potential effect on dogs with Sarah, Blue merle tri parti's breeds may not yet be known.

- ✓ MDR1 Drug Sensitivity (MDR1)
- ✓ P2Y12 Receptor Platelet Disorder (P2Y12)
- ✓ Factor IX Deficiency, Hemophilia B (F9 Exon 7, Terrier Variant)
- ✓ Factor IX Deficiency, Hemophilia B (F9 Exon 7, Rhodesian Ridgeback Variant)
- ✓ Factor VII Deficiency (F7 Exon 5)
- ✓ Factor VIII Deficiency, Hemophilia A (F8 Exon 10, Boxer Variant)
- ✓ Factor VIII Deficiency, Hemophilia A (F8 Exon 11, Shepherd Variant 1)
- ✓ Factor VIII Deficiency, Hemophilia A (F8 Exon 1, Shepherd Variant 2)
- ✓ Thrombopathia (RASGRP1 Exon 5, Basset Hound Variant)
- ✓ Thrombopathia (RASGRP1 Exon 8)
- ✓ Thrombopathia (RASGRP1 Exon 5, American Eskimo Dog Variant)
- ✓ Von Willebrand Disease Type III, Type III vWD (VWF Exon 4)
- ✓ Von Willebrand Disease Type III, Type III vWD (VWF Exon 7)
- ✓ Von Willebrand Disease Type II, Type II vWD (VWF)
- ✓ Canine Leukocyte Adhesion Deficiency Type I, CLADI (ITGB2)
- ✓ Canine Leukocyte Adhesion Deficiency Type III, CLADIII (FERMT3)
- ✓ Congenital Macrothrombocytopenia (TUBB1 Exon 1, Cairn and Norfolk Terrier Variant)
- ✓ Canine Elliptocytosis (SPTB Exon 30)
- ✓ Glanzmann's Thrombasthenia Type I (ITGA2B Exon 12)
- ✓ May-Hegglin Anomaly (MYH9)
- ✓ Prekallikrein Deficiency (KLKB1 Exon 8)
- ✓ Pyruvate Kinase Deficiency (PKLR Exon 5)

embark

"SARAH, BLUE MERLE TRI PARTI"

20-103 F VL

embark

DNA Test Report

Test Date: August 2nd, 2020

embk.me/20103f

ADDITIONAL CONDITIONS TESTED

- ✔ Pyruvate Kinase Deficiency (PKLR Exon 10)
- ✔ Trapped Neutrophil Syndrome (VPS13B)
- ✔ Ligneous Membranitis, LM (PLG)
- ✔ Platelet factor X receptor deficiency, Scott Syndrome (TMEM16F)
- ✔ Methemoglobinemia CYB5R3
- ✔ Congenital Hypothyroidism (TPO, Tenterfield Terrier Variant)
- ✔ Congenital Hypothyroidism (TPO, Rat, Toy, Hairless Terrier Variant)
- ✔ Complement 3 Deficiency, C3 Deficiency (C3)
- ✔ Severe Combined Immunodeficiency (PRKDC)
- ✔ Severe Combined Immunodeficiency (RAG1)
- ✔ X-linked Severe Combined Immunodeficiency (IL2RG Variant 1)
- ✔ X-linked Severe Combined Immunodeficiency (IL2RG Variant 2)
- ✔ Progressive Retinal Atrophy, rcd1 (PDE6B Exon 21 Irish Setter Variant)
- ✔ Progressive Retinal Atrophy, rcd3 (PDE6A)
- ✔ Progressive Retinal Atrophy, CNGA (CNGA1 Exon 9)
- ✔ Progressive Retinal Atrophy (CNGB1)
- ✔ Progressive Retinal Atrophy (SAG)
- ✔ Golden Retriever Progressive Retinal Atrophy 1, GR-PRA1 (SLC4A3)
- ✔ Golden Retriever Progressive Retinal Atrophy 2, GR-PRA2 (TTC8)
- ✔ Progressive Retinal Atrophy, crd1 (PDE6B)
- ✔ Progressive Retinal Atrophy - crd4/cord1 (RPGRIP1)
- ✔ X-Linked Progressive Retinal Atrophy 1, XL-PRA1 (RPGR)
- ✔ Progressive Retinal Atrophy, PRA3 (FAM161A)
- ✔ Collie Eye Anomaly, Choroidal Hypoplasia, CEA (NHEJ1)
- ✔ Day blindness, Cone Degeneration, Achromatopsia (CNGB3 Exon 6)

"SARAH, BLUE MERLE TRI PARTI"

20-103 F VL

embark

DNA Test Report

Test Date: August 2nd, 2020

embk.me/20103f

ADDITIONAL CONDITIONS TESTED

- ✔ Achromatopsia (CNGA3 Exon 7 German Shepherd Variant)
- ✔ Achromatopsia (CNGA3 Exon 7 Labrador Retriever Variant)
- ✔ Autosomal Dominant Progressive Retinal Atrophy (RHO)
- ✔ Canine Multifocal Retinopathy (BEST1 Exon 2)
- ✔ Canine Multifocal Retinopathy (BEST1 Exon 5)
- ✔ Canine Multifocal Retinopathy (BEST1 Exon 10 Deletion)
- ✔ Canine Multifocal Retinopathy (BEST1 Exon 10 SNP)
- ✔ Glaucoma (ADAMTS10 Exon 9)
- ✔ Glaucoma (ADAMTS10 Exon 17)
- ✔ Glaucoma (ADAMTS17 Exon 11)
- ✔ Glaucoma (ADAMTS17 Exon 2)
- ✔ Goniodysgenesis and Glaucoma (OLFM3)
- ✔ Hereditary Cataracts, Early-Onset Cataracts, Juvenile Cataracts (HSF4 Exon 9 Shepherd Variant)
- ✔ Primary Lens Luxation (ADAMTS17)
- ✔ Congenital Stationary Night Blindness (RPE65)
- ✔ Macular Corneal Dystrophy, MCD (CHST6)
- ✔ 2,8-Dihydroxyadenine Urolithiasis, 2,8-DHA Urolithiasis (APRT)
- ✔ Cystinuria Type I-A (SLC3A1)
- ✔ Cystinuria Type II-A (SLC3A1)
- ✔ Cystinuria Type II-B (SLC7A9)
- ✔ Hyperuricosuria and Hyperuricemia or Urolithiasis, HUU (SLC2A9)
- ✔ Polycystic Kidney Disease, PKD (PKD1)
- ✔ Primary Hyperoxaluria (AGXT)
- ✔ X-Linked Hereditary Nephropathy, XLHN (COL4A5 Exon 35, Samoyed Variant 2)
- ✔ Autosomal Recessive Hereditary Nephropathy, Familial Nephropathy, ARHN (COL4A4 Exon 3)

embark

"SARAH, BLUE MERLE TRI PARTI"

20-103 F VL

embark

DNA Test Report

Test Date: August 2nd, 2020

embk.me/20103f

ADDITIONAL CONDITIONS TESTED

- ✔ Primary Ciliary Dyskinesia, PCD (CCDC39 Exon 3)
- ✔ Congenital Keratoconjunctivitis Sicca and Ichthyosiform Dermatitis, Dry Eye Curly Coat Syndrome, CKCSID (FAM83H Exon 5)
- ✔ X-linked Ectodermal Dysplasia, Anhidrotic Ectodermal Dysplasia (EDA Intron 8)
- ✔ Renal Cystadenocarcinoma and Nodular Dermatofibrosis, RCND (FLCN Exon 7)
- ✔ Canine Fucosidosis (FUCA1)
- ✔ Glycogen Storage Disease Type II, Pompe's Disease, GSD II (GAA)
- ✔ Glycogen Storage Disease Type IA, Von Gierke Disease, GSD IA (G6PC)
- ✔ Glycogen Storage Disease Type IIIA, GSD IIIA (AGL)
- ✔ Mucopolysaccharidosis Type I, MPS I (IDUA)
- ✔ Mucopolysaccharidosis Type IIIA, Sanfilippo Syndrome Type A, MPS IIIA (SGSH Exon 6 Variant 1)
- ✔ Mucopolysaccharidosis Type IIIA, Sanfilippo Syndrome Type A, MPS IIIA (SGSH Exon 6 Variant 2)
- ✔ Mucopolysaccharidosis Type VII, Sly Syndrome, MPS VII (GUSB Exon 5)
- ✔ Mucopolysaccharidosis Type VII, Sly Syndrome, MPS VII (GUSB Exon 3)
- ✔ Glycogen storage disease Type VII, Phosphofructokinase Deficiency, PFK Deficiency (PFKM Whippet and English Springer Spaniel Variant)
- ✔ Glycogen storage disease Type VII, Phosphofructokinase Deficiency, PFK Deficiency (PFKM Wachtelhund Variant)
- ✔ Lagotto Storage Disease (ATG4D)
- ✔ Neuronal Ceroid Lipofuscinosis 1, NCL 1 (PPT1 Exon 8)
- ✔ Neuronal Ceroid Lipofuscinosis 2, NCL 2 (TPP1 Exon 4)
- ✔ Neuronal Ceroid Lipofuscinosis 1, Cerebellar Ataxia, NCL4A (ARSG Exon 2)
- ✔ Neuronal Ceroid Lipofuscinosis 1, NCL 5 (CLN5 Border Collie Variant)
- ✔ Neuronal Ceroid Lipofuscinosis 6, NCL 6 (CLN6 Exon 7)
- ✔ Neuronal Ceroid Lipofuscinosis 8, NCL 8 (CLN8 English Setter Variant)
- ✔ Neuronal Ceroid Lipofuscinosis (MFSD8)
- ✔ Neuronal Ceroid Lipofuscinosis (CLN8 Australian Shepherd Variant)
- ✔ Neuronal Ceroid Lipofuscinosis 10, NCL 10 (CTSD Exon 5)

embark

"SARAH, BLUE MERLE TRI PARTI"

20-103 F VL

embark

DNA Test Report

Test Date: August 2nd, 2020

embk.me/20103f

ADDITIONAL CONDITIONS TESTED

- ✔ Neuronal Ceroid Lipofuscinosis (CLN5 Golden Retriever Variant)
- ✔ Adult-Onset Neuronal Ceroid Lipofuscinosis (ATP13A2, Tibetan Terrier Variant)
- ✔ Late-Onset Neuronal Ceroid Lipofuscinosis (ATP13A2, Australian Cattle Dog Variant)
- ✔ GM1 Gangliosidosis (GLB1 Exon 15 Shiba Inu Variant)
- ✔ GM1 Gangliosidosis (GLB1 Exon 15 Alaskan Husky Variant)
- ✔ GM1 Gangliosidosis (GLB1 Exon 2)
- ✔ GM2 Gangliosidosis (HEXA)
- ✔ Globoid Cell Leukodystrophy, Krabbe disease (GALC Exon 5)
- ✔ Autosomal Recessive Amelogenesis Imperfecta, Familial Enamel Hypoplasia (Italian Greyhound Variant)
- ✔ Autosomal Recessive Amelogenesis Imperfecta, Familial Enamel Hypoplasia (Parson Russell Terrier Variant)
- ✔ Persistent Mullerian Duct Syndrome, PMDS (AMHR2)
- ✔ Deafness and Vestibular Syndrome of Dobermans, DVDob, DINGS (MYO7A)
- ✔ Shar-Pei Autoinflammatory Disease, SPAID, Shar-Pei Fever (MTBP)
- ✔ Alaskan Husky Encephalopathy, Subacute Necrotizing Encephalomyelopathy (SLC19A3)
- ✔ Alexander Disease (GFAP)
- ✔ Cerebellar Abiotrophy, Neonatal Cerebellar Cortical Degeneration, NCCD (SPTBN2)
- ✔ Cerebellar Ataxia, Progressive Early-Onset Cerebellar Ataxia (SEL1L)
- ✔ Cerebellar Hypoplasia (VLDLR)
- ✔ Spinocerebellar Ataxia, Late-Onset Ataxia, LoSCA (CAPN1)
- ✔ Spinocerebellar Ataxia with Myokymia and/or Seizures (KCNJ10)
- ✔ Hereditary Ataxia (RAB24)
- ✔ Benign Familial Juvenile Epilepsy, Remitting Focal Epilepsy (LGI2)
- ✔ Fetal-Onset Neonatal Neuroaxonal Dystrophy (MFN2)
- ✔ Hypomyelination and Tremors (FNIP2)
- ✔ Shaking Puppy Syndrome, X-linked Generalized Tremor Syndrome (PLP)

embark

"SARAH, BLUE MERLE TRI PARTI"

20-103 F VL

embark

DNA Test Report

Test Date: August 2nd, 2020

embk.me/20103f

ADDITIONAL CONDITIONS TESTED

- ✔ Neuroaxonal Dystrophy, NAD (Spanish Water Dog Variant)
- ✔ Neuroaxonal Dystrophy, NAD (Rottweiler Variant)
- ✔ L-2-Hydroxyglutaricaciduria, L2HGA (L2HGDH)
- ✔ Polyneuropathy, NDRG1 Greyhound Variant (NDRG1 Exon 15)
- ✔ Polyneuropathy, NDRG1 Malamute Variant (NDRG1 Exon 4)
- ✔ Narcolepsy (HCRTR2 Intron 6)
- ✔ Progressive Neuronal Abiotrophy, Canine Multiple System Degeneration, CMSD (SERAC1 Exon 15)
- ✔ Progressive Neuronal Abiotrophy, Canine Multiple System Degeneration, CMSD (SERAC1 Exon 4)
- ✔ Juvenile Laryngeal Paralysis and Polyneuropathy, Polyneuropathy with Ocular Abnormalities and Neuronal Vacuolation, POANV (RAB3GAP1, Rottweiler Variant)
- ✔ Hereditary Sensory Autonomic Neuropathy, Acral Mutilation Syndrome, AMS (GDNF-AS)
- ✔ Juvenile-Onset Polyneuropathy, Leonberger Polyneuropathy 1, LPN1 (LPN1, ARHGEF10)
- ✔ Juvenile Myoclonic Epilepsy (DIRAS1)
- ✔ Juvenile-Onset Polyneuropathy, Leonberger Polyneuropathy 2, LPN2 (GJA9)
- ✔ Spongy Degeneration with Cerebellar Ataxia 1, SDCA1, SeSAME/EAST Syndrome (KCNJ10)
- ✔ Spongy Degeneration with Cerebellar Ataxia 2, SDCA2 (ATP1B2)
- ✔ Dilated Cardiomyopathy, DCM1 (PDK4)
- ✔ Dilated Cardiomyopathy, DCM2 (TTN)
- ✔ Long QT Syndrome (KCNQ1)
- ✔ Muscular Dystrophy (DMD, Cavalier King Charles Spaniel Variant 1)
- ✔ Muscular Dystrophy (DMD Pembroke Welsh Corgi Variant)
- ✔ Muscular Dystrophy (DMD Golden Retriever Variant)
- ✔ Limb Girdle Muscular Dystrophy (SGCD, Boston Terrier Variant)
- ✔ Exercise-Induced Collapse (DNM1)
- ✔ Inherited Myopathy of Great Danes (BIN1)
- ✔ Myostatin Deficiency, Bully Whippet Syndrome (MSTN)

embark

"SARAH, BLUE MERLE TRI PARTI"

20-103 F VL

embark

DNA Test Report

Test Date: August 2nd, 2020

embk.me/20103f

ADDITIONAL CONDITIONS TESTED

- ✔ Myotonia Congenita (CLCN1 Exon 7)
- ✔ Myotonia Congenita (CLCN1 Exon 23)
- ✔ Myotubular Myopathy 1, X-linked Myotubular Myopathy, XL-MTM (MTM1, Labrador Variant)
- ✔ Hypocatalasia, Acatalasemia (CAT)
- ✔ Pyruvate Dehydrogenase Deficiency (PDP1)
- ✔ Malignant Hyperthermia (RYR1)
- ✔ Imerslund-Grasbeck Syndrome, Selective Cobalamin Malabsorption (CUBN Exon 53)
- ✔ Imerslund-Grasbeck Syndrome, Selective Cobalamin Malabsorption (CUBN Exon 8)
- ✔ Lundehund Syndrome (LEPREL1)
- ✔ Congenital Myasthenic Syndrome (CHAT)
- ✔ Congenital Myasthenic Syndrome (COLQ)
- ✔ Episodic Falling Syndrome (BCAN)
- ✔ Dystrophic Epidermolysis Bullosa (COL7A1)
- ✔ Ectodermal Dysplasia, Skin Fragility Syndrome (PKP1)
- ✔ Ichthyosis, Epidermolytic Hyperkeratosis (KRT10)
- ✔ Ichthyosis (PNPLA1)
- ✔ Ichthyosis (SLC27A4)
- ✔ Ichthyosis (NIPAL4)
- ✔ Focal Non-Epidermolytic Palmoplantar Keratoderma, Pachyonychia Congenita (KRT16)
- ✔ Hereditary Footpad Hyperkeratosis (FAM83G)
- ✔ Hereditary Nasal Parakeratosis (SUV39H2)
- ✔ Musladin-Lueke Syndrome (ADAMTSL2)
- ✔ Oculocutaneous Albinism, OCA2 (Pekingese Type)
- ✔ Bald Thigh Syndrome (IGFBP5)
- ✔ Cleft Lip and/or Cleft Palate (ADAMTS20)

embark

"SARAH, BLUE MERLE TRI PARTI"

20-103 F VL

embark

DNA Test Report

Test Date: August 2nd, 2020

embk.me/20103f

ADDITIONAL CONDITIONS TESTED

- ✔ Hereditary Vitamin D-Resistant Rickets (VDR)
- ✔ Oculoskeletal Dysplasia 1, Dwarfism-Retinal Dysplasia, OSD1 (COL9A3, Labrador Retriever)
- ✔ Osteogenesis Imperfecta, Brittle Bone Disease (COL1A2)
- ✔ Osteogenesis Imperfecta, Brittle Bone Disease (SERPINH1)
- ✔ Osteogenesis Imperfecta, Brittle Bone Disease (COL1A1)
- ✔ Skeletal Dysplasia 2, SD2 (COL11A2)
- ✔ Craniomandibular Osteopathy, CMO (SLC37A2)
- ✔ Chondrodystrophy, Norwegian Elkhound and Karelian Bear Dog Variant (ITGA10)

"SARAH, BLUE MERLE TRI PARTI"

20-103 F VL

embark

DNA Test Report

Test Date: August 2nd, 2020

embk.me/20103f

INBREEDING AND DIVERSITY

CATEGORY

Coefficient Of Inbreeding

Our genetic COI measures the proportion of your dog's genome where the genes on the mother's side are identical by descent to those on the father's side.

MHC Class II - DLA DRB1

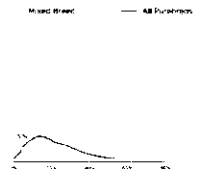
A Dog Leukocyte Antigen (DLA) gene, DRB1 encodes a major histocompatibility complex (MHC) protein involved in the immune response. Some studies have shown associations between certain DRB1 haplotypes and autoimmune diseases such as Addison's disease (hypoadrenocorticism) in certain dog breeds, but these findings have yet to be scientifically validated.

MHC Class II - DLA DQA1 and DQB1

DQA1 and DQB1 are two tightly linked DLA genes that code for MHC proteins involved in the immune response. A number of studies have shown correlations of DQA-DQB1 haplotypes and certain autoimmune diseases; however, these have not yet been scientifically validated.

RESULT

5%



High Diversity

How common is this amount of diversity in mixed breed dogs:



Low Diversity

How common is this amount of diversity in mixed breed dogs:



